

CONTRACTOR OPTION:

CONTRACTOR TO VERIFY EXISTING CONDITION OF REFRIGERANT PIPING. IF PIPING IS FOUND TO BE IN GOOD CONDITION WITH NO LEAKS, CONTRACTOR CAN RE-USE EXISTING PIPING INSTEAD OF INSTALLING NEW PIPING. IF EXISTING PIPING IS RE-USED, CONTRACTOR MUST CLEAN AND PURGE LINES USING RX-11 CLEANING KIT BEFORE NEW R410A REFRIGERANT IS INSTALLED AND NEW CONDENSING UNITS AND COILS CONNECTED. EXISTING LINES MUST HOLD PRESSURE AND DEMONSTRATE INTEGRITY THROUGHOUT SYSTEM.



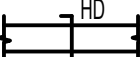



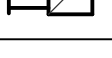
PLAN NOTES:


- 1 EXISTING OUTSIDE LOUVER TO REMAIN. PROTECT DURING CONSTRUCTION.
- 2 EXISTING REFRIGERATION / ELECTRICAL COVER TO BE REMOVED AND REPLACED. SEE SHEET ME-2 FOR NEW.
- 3 EXISTING CONDENSING UNITS & AIR HANDLER TO BE REMOVED AND REPLACED WITH NEW. SEE CONTRACTOR OPTION ON THIS SHEET FOR REFRIGERATION LINES. SEE SHEET ME-2 FOR NEW. FIRMIFY EXISTING CONDITIONS. REMOVE AND DISPOSE OF EXISTING CONDENSATE LINES. REMOVE AND DISPOSE OF EXISTING MOTORIZED OUTSIDE AIR DAMPERS.
- 4 EXISTING CONDENSING UNIT TO REMAIN. PROTECT DURING CONSTRUCTION.
- 5 NO WORK TO BE DONE IN THIS ROOM. PROTECT DURING CONSTRUCTION.
- 6 EXISTING THERMOSTAT TO BE REMOVED AND REPLACED WITH NEW CONTROLS. SEE SHEET ME-2.
- 7 EXISTING RETURN AND SUPPLY GRILLERS TO REMAIN. PROTECT DURING CONSTRUCTION. SEE SHEET ME-2 FOR BALANCING DETAILS.
- 8 GRILLE/DIFFUSER ABOVE ROOM.

ELECTRICAL NOTES:

- (A) REPLACE DISCONNECTS AS REQUIRED FOR NEW EQUIPMENT LOADS. RE-INDEX PANELS FOR NEW LOADS.
- (B) EXISTING RELAY PANEL - REPLACE CONTROLS INSIDE AS PART OF CONTROL UPGRADE.
- (C) EXISTING STARTER & DISCONNECT TO REMAIN. RE-CONNECT TO NEW AIR HANDLER AS SHOWN.

MECHANICAL LEGEND

SYMBOL	DESCRIPTION
	ELECTRONIC THERMOSTAT
	EQUIPMENT SYMBOL
	HAND DAMPER
	ROUND BRANCH DUCT WITH HAND DAMPER
	INSULATED FLEXIBLE DUCT
	RETURN AIR OR EXHAUST GRILLE
	CEILING DIFFUSER



**Engineered Systems Associates
Mechanical Engineers**

Dwayne Sudweeks
1355 East Center – Pocatello, Idaho 83201
Phone: (208) 233-0501 Fax: (208) 233-0529 email: esa@engsystems.com

HVAC UPGRADE FOR:

PROPERTY # 533-0718


HVAC UPGRADE FOR: LDS HAULA WARD

HAUULA, HI 96717

54-208 HAUULA HOMESTEAD ROAD

MECHANICAL DEMO PLAN

SHEET TITLE:



DRWN. BY: <u>TD</u>	CKD. BY: <u>DCS</u>
JOB NO. <u>20044</u>	DATE: <u>NOV 2020</u>

SHEET:
ME-1
OF: 6